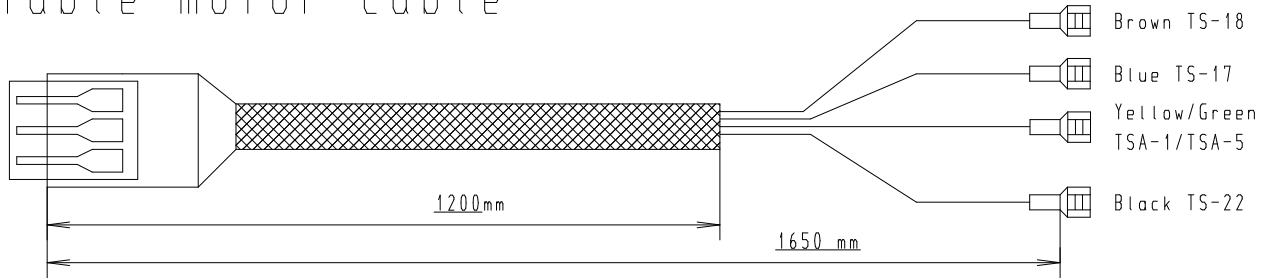
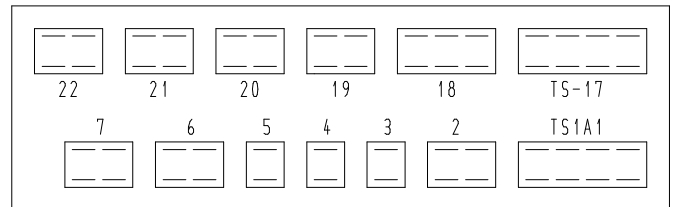
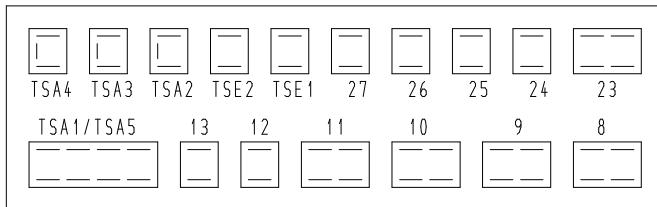
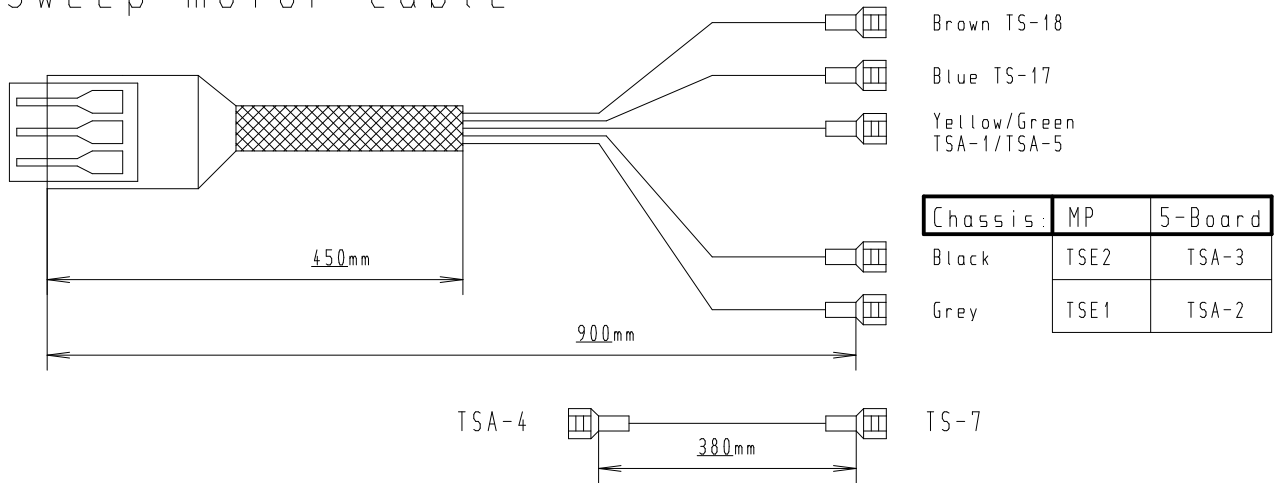


Table motor cable



Sweep motor cable



Pinout motor plug. Cable 5 x 1,5 mm²



- | | | |
|---|-----------------------|--------------------|
| 1 | Common inputs | for 82-70 MAX only |
| 2 | Contact input reverse | for 82-70 MAX only |
| 3 | Voltage input reverse | Grey |
| 4 | Voltage input forward | Black |
| 5 | Contact input forward | for 82-70 MAX only |
| 6 | L | Brown |
| 7 | N | Blue |
| 8 | GND | Yellow/Green |

SWEEP & TABLE MOTOR CABLES
connection diagram

Drawn: R. Kuipers

Date: 10-10-2005

Page: 1 of 1

Rev: 1



MAXIMUM TECHNOLOGY

DWG nr: 060-1 EN